




Oakland Park's Budget At A Glance

FY 2022 Budget

Important Budget Dates

- **September 8 (Wednesday)** – Public hearing at 6:30 p.m. – City Commission adoption of the *Tentative* Operating and Debt Service Millage Rates and FY 22 Budget;
- **September 13 (Monday)** – Public hearing at 6:00 p.m. – City Commission adoption of the final fire, solid waste and stormwater assessments; and
- **September 22 (Wednesday)** – Public hearing at 6:30 p.m. – City Commission adoption of the *Final* Operating and Debt Service Millage Rates and FY 22 Budget.

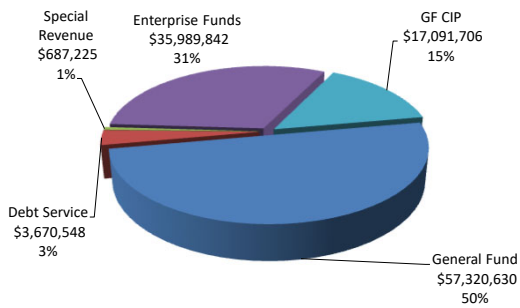


About 31% of the residents' county tax bill go to the City; the rest is paid to other taxing authorities such as the County, the School Board, and other special taxing districts.

	Millage Rates - 2015 to 2022							
Fiscal Year	2015	2016	2017	2018	2019	2020	2021	2022
Operating Millage	6.2744	6.1995	6.1555	6.0985	5.9985	6.0880	5.8910	5.8890
Debt Service Millage	-	-	-	-	-	-	0.5189	0.5198

Revised Budget Fiscal Year 2021

Total City Budget - \$114,759,951



Oakland Park's Total Budget

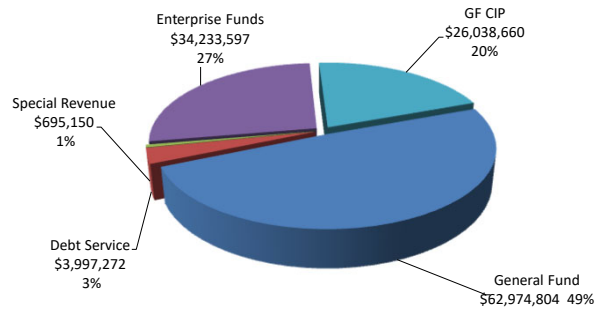
The City's total FY 22 budget is approximately \$128.0 million, an increase of 12.0% over the FY 21 revised budget of \$114.2 million.

The FY 22 Budget reflects the City's continuing commitment to improve and provide for facility, roadway and drainage enhancement projects despite the economic challenges brought about by the COVID-19 pandemic.

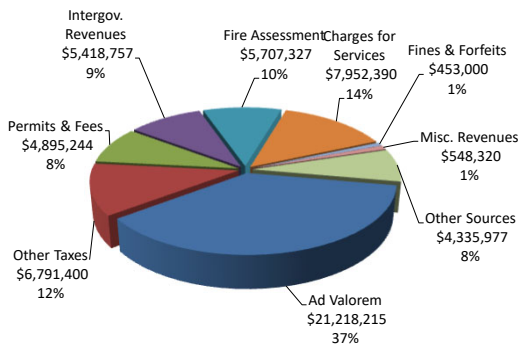
FY 22 is the second year that the City is levying a debt service millage to fund the principal and interest costs of the general obligation bonds issued to date that were approved by over two-thirds of voters in 2018.

Recommended Budget Fiscal Year 2022

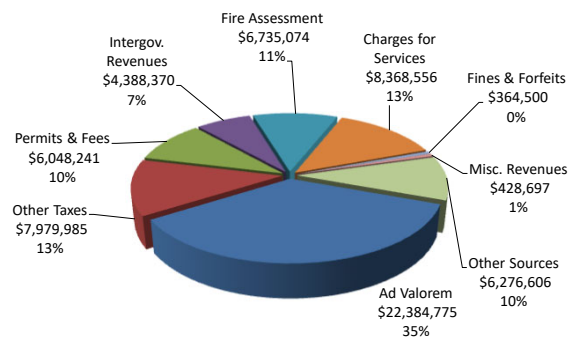
Total City Budget - \$127,939,483



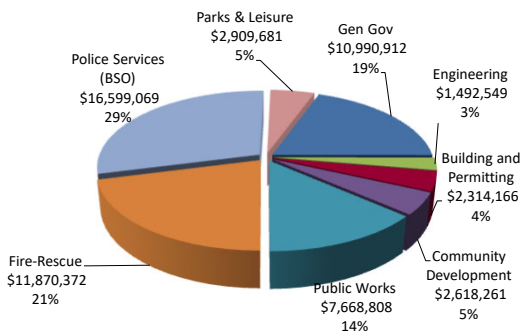
General Fund Revenues - \$57,320,630



General Fund Revenues - \$62,974,804



General Fund Expenses - \$57,320,630



Where the General Fund Money Goes

Public safety is one of the most important elements of quality of life considerations within the City. Accordingly, the largest portion of the City's expenditures are in Police (28%) and Fire Rescue (24%). Other monies are spent maintaining our Parks & Leisure Services activities, capital project funding, maintenance of facilities and roadways, and permitting and planning functions.

General Fund Expenses - \$62,974,804

